



Data Sheet

E100 Series Enterprise Router



The Cradlepoint NetCloud Service for SOHO with the E100 Series Enterprise Router is ideally suited for enabling mission-critical employees to work from home or outside the office with the same services, security, and ease of management. The portable, compact form factor includes full-featured routing, security, traffic shaping, and Wi-Fi, making it easy to connect and maintain connectivity to the Internet for supporting crucial business applications. The embedded LTE modem means that reliable, private connectivity is always available from day one without waiting for a wired connection and without having to depend upon consumer-class, underlying networking conditions.

Notable Features

- Extend office networking capabilities to critical remote employees without compromising security or reliability.
- Access the network or applications with an embedded LTE modem for fast, secure connectivity in the home, vacation home, or on the road.
- Integrate into your existing network with standards-based, dynamic routing, traffic-shaping and VPN tunnel support.
- Define policies through centralized, cloud-based management for easy deployment at scale.
- Use zero-touch deployment with pre-configured router and pre-inserted SIM to speed installation.
- Segment and isolate work devices — computers, printers, and more — from household network and devices.
- Expand working radius with secure, enterprise class Wi-Fi.

Ideal for Work from Anywhere

NetCloud Service for SOHO, combined with an E100 Series Router, provides a dedicated connection for remote, mission-critical workers and executives with a similar experience as the office network, with access to critical cloud and corporate data center applications. Instead of relying on uneven levels of household equipment, this Work from Anywhere (WFX) solution offers IT providers cloud-based management to define and distribute policies, set security parameters, isolate corporate assets, and fine-tune bandwidth considerations in a uniform, corporate-class offering that interoperates with existing network solutions.

Dedicated Enterprise Network

By using a resilient, LTE connection dedicated to the corporate functions, the E100 Series Router avoids resource and bandwidth competition with other household devices on the network. Coupled with the high-speed connection and extension of company configurations through NetCloud, this extends an office-based environment to a secure network in a home, a remote office, or on the road. Additionally, this capability permits completely segmenting and isolating work devices — computers, printers, and more — from all other streaming and digital work in the household — ensuring high performance for key applications and providing a natural layer of information protection.

Performance

Stateful Firewall Throughput*	IPS Throughput*	Application Aware Services & Analytics*	IPSec VPN Throughput*	Concurrent VPN Tunnels	Concurrent Sessions (TCP)	Typical Client Count
850 Mbps	250 Mbps	250 Mbps	40 Mbps	20	32,000	5

Performance testing conducted based on requirements as defined in RFC2544 using fixed-frame 1518 byte packets. Throughput results reflect uni-directional UDP traffic with less than 1% packet loss as tested with wired connections.

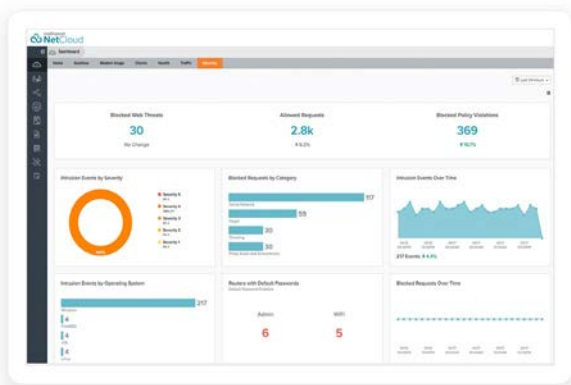
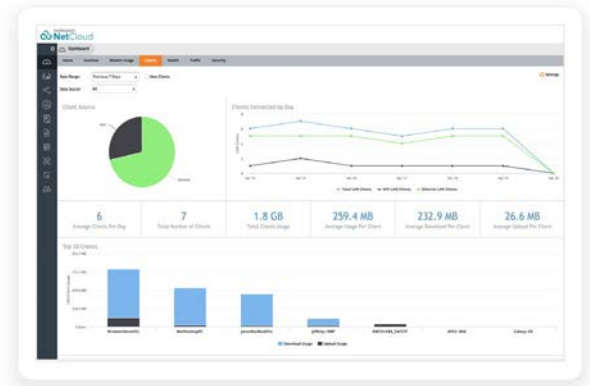
Results do not reflect performance of the cellular wireless operator networks.

Key Software Capabilities

Cradlepoint NetCloud Service for SOHO provides everything needed to connect the remote worker to their corporate applications and services they need most from virtually any location. The NetCloud Service includes cloud-based management for optimizing routing, VPN, SD-WAN, and security capabilities. The cloud capabilities include defining and applying policies, at-a-glance status insights, reports, troubleshooting, and analytics dashboards. The service includes a warranty for as long as there is an active subscription on the router, online training, live and online support, and all software and firmware updates.

Deployment Capabilities

Zero-touch deployment features allow pre-configured and pre-activated equipment to arrive on location so the employee is able to power up an E100 Series Router, locate the best cellular connection path, and instantly setup the pre-established office parameters through the NetCloud Service, upon authentication.



Security Services

NetCloud Service includes Unified Edge security features and options to optimize an E100 Series Router to meet and scale to the security needs of distributed environments. The service includes stateful zone-based and application-aware firewall, unified threat management, and authenticated wireless connection that is fully isolated from the surrounding networks.

Cloud Services

NetCloud delivers true zero-touch deployment with the ability to define and deliver policy across entire groups of endpoints. Users can create a cloud-orchestrated hub and spoke VPN network and gain insights and analytics required for rapid troubleshooting and diagnostic workflows.

This screenshot shows the 'WAN Device Interface Profiles & Priority' configuration screen in NetCloud. It displays a table of WAN device interface profiles with columns for Profile Name, Conditions, and Availability. The table lists several profiles, including Ethernet, SFPO WAN, Ethernet WAN, AT&T SIM Card Slot 1, Internal C18B (SIM1 - AT&T), Verizon SIM Card Slot 2, and Internal C18B (SIM2 - Verizon).

Profile Name	Conditions	Availability
Ethernet	type is Ethernet	Available
SFPO WAN (VID: unassd)	(Unplugged)	Available
Ethernet WAN (VID: 1)	(Unplugged)	Available
AT&T SIM Card Slot 1	type is Modem + tech is LTE/5G + sim is sim1 + ...	Available
Internal C18B (SIM1 - AT&T)	(Connected)	Available
Verizon SIM Card Slot 2	type is Modem + tech is LTE/5G + sim is sim2 + ...	Available
Internal C18B (SIM2 - Verizon)	(Available)	Available

Hardware Specifications

The following features are delivered through the hardware.

INTERFACES		E100
Modem:	One of the following:	<ul style="list-style-type: none"> — Embedded C4D modem <ul style="list-style-type: none"> — 2 x SMA cellular antenna connectors — Embedded C7C Modem <ul style="list-style-type: none"> — 2 x SMA cellular antenna connectors
Ethernet:	5 x GbE RJ45 (LAN/WAN switchable)	
Wi-Fi:	Dual-radio, dual-band, concurrent operation (2.4 GHz and 5 GHz)	<ul style="list-style-type: none"> — 2x2 MU-MIMO 802.11ac Wi-Fi 5 with DFS — 300 Mbps (2.4 GHz) and 867 Mbps (5 GHz) — Internal 2x2 antenna
Expansion:	1 x USB 2.0 Type A (Output: 5 V, 500 mA, 2.5 W)	
GNSS/GPS:	1 x SMA GNSS antenna connector	
ENVIRONMENTAL		
Temperature:	Operating: 0 °C to 40 °C (32 °F to 104 °F) Storage: -20 °C to 70 °C (-4 °F to 158 °F)	
Humidity:	Operating: 10% to 90% Storage: 5% to 95%	
POWER		
Required:	Powered by external DC power supply, 100-240 VAC input, 12 VDC 3A output (included)	
Backup:	Up to 2 optional backup batteries	
Consumption:	<ul style="list-style-type: none"> — Idle: 6 W — Idle Charging 1 Battery: 9.3 W — Idle Charging 2 Batteries: 15 W — Typical Usage with Charging 2 Batteries: 17 W — Heavy Usage with Charging 2 Batteries: 20 W 	
PHYSICAL		
Size:	135 x 270 x 48 mm (5.3 x 10.6 x 1.9 in)	
Weight:	.68 kg (1 lb 8 oz)	
CERTIFICATIONS		
Safety:	UL/cUL, CB Scheme, EN 60950-1, EN 62368-1	
Materials:	RoHS, California Prop 65	
Security:	Secureboot	

Hardware Specifications

The following features are delivered through the hardware.

WI-FI POWER

FCC:	— 2412-2462 MHz (2.4 GHz): 29.4 dBm EIRP
	— 5150-5250 MHz (5 GHz band 1): 29.85 dBm EIRP
	— 5250-5350 MHz (5 GHz band 2a): 27.91 dBm EIRP
	— 5470-5725 MHz (5 GHz band 2c): 27.62 dBm EIRP
	— 5745-5850 MHz (5 GHz band 3): 29.91 dBm EIRP

IC:	— 2412-2462 MHz (2.4 GHz): 29.4 dBm EIRP
	— 5150-5250 MHz (5 GHz band 1): 25.46 dBm EIRP
	— 5250-5350 MHz (5 GHz band 2a): 22.94 dBm EIRP
	— 5470-5725 MHz (5 GHz band 2c): 27.59 dBm EIRP
	— 5745-5850 MHz (5 GHz band 3): 29.91 dBm EIRP

CE:	N/A
------------	-----

LEDs

Refer to the [E100 SOHO Router Quick Start Guide](#).

E100 BATTERY (OPTIONAL)

Size:	120.5 x 81 x 24.5 mm (4.7 x 3.2 x 1.0 in)
--------------	---

Weight:	.35 kg (12.2 oz)
----------------	------------------

Chemistry:	Lithium-ion
-------------------	-------------

Capacity:	7800mAh
------------------	---------

Voltage:	Nominal 7.2 V, Max 8.4 V
-----------------	--------------------------

Estimated Runtime:	— Single Battery: Up to 8 hours
	— Dual Batteries: Up to 16 hours

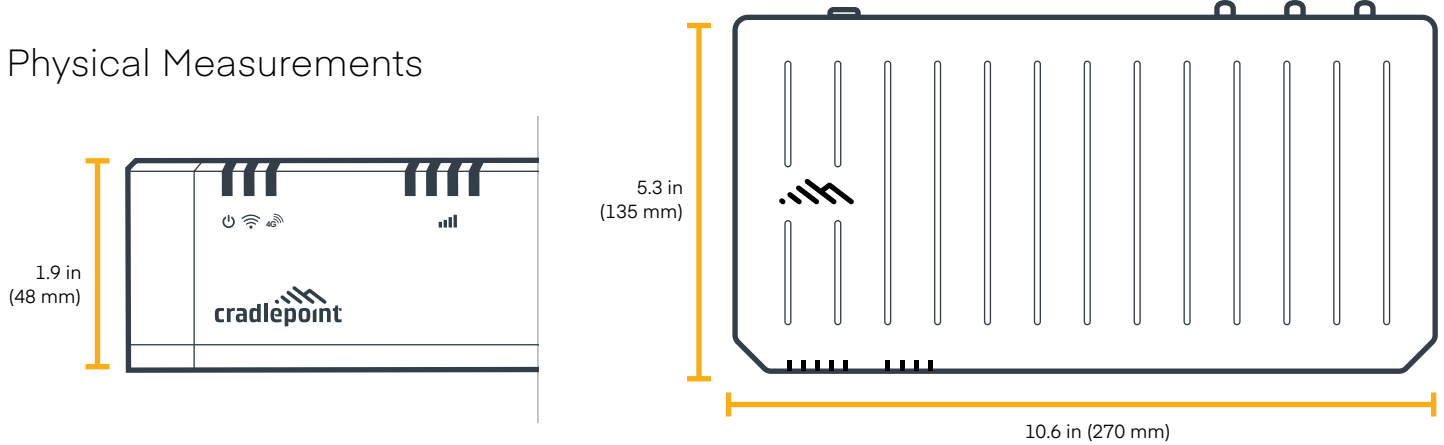
Enterprise-Class Modem Specifications

SPECIFICATION	E100-C4D	E100-C7C
Technology:	Cat 4 LTE (3GPP Rel. 11) <ul style="list-style-type: none"> — Dual SIM slots, 2FF form factor — SIM-based auto-carrier selection 	Cat 7 LTE (3GPP Rel. 11) <ul style="list-style-type: none"> — Dual SIM slots, 2FF form factor — SIM-based auto-carrier selection
Fallback:	WCDMA/UMTS/HSPA+	WCDMA/UMTS/HSPA+
Carrier Aggregation:	N/A	Up to 2 x CA downlink, 2 x CA uplink Refer to the Modem Carrier Aggregations article.
Peak Downlink Rates:	LTE: 150 Mbps WCDMA: 42.2 Mbps	LTE: 300 Mbps WCDMA: 42.2 Mbps
Peak Uplink Rates:	LTE: 50 Mbps WCDMA: 5.76 Mbps	LTE: 150 Mbps WCDMA: 5.76 Mbps
MIMO:	2x2 MIMO	2x2 MIMO
QAM:	Up to 64	Up to 64
LTE Bands:	LTE FDD <ul style="list-style-type: none"> — B2, B4, B5, B12, B13, B14, B66, B71 	LTE FDD <ul style="list-style-type: none"> — B2, B4, B5, B7, B12, B13, B14, B25, B26, B41, B42, B43, B48, B66, B71
WCDMA Bands:	B2, B4, B5	B2, B4, B5
Power:	LTE 23 dBm ± 1; HSPA+ 23 dBm ± 1 (typical conducted)	LTE 23 dBm ± 1, DC-HSPA+ 23 dBm ± 1 (typical conducted)
Antennas:	SMA female connectors, external 600 MHz - 6 GHz cellular paddle antennas (Qty 2, included)	SMA female connectors, external 600 MHz - 6 GHz cellular paddle antennas (Qty 2, included)
GNSS/GPS:	Active GNSS	Active GNSS
SMS:	Yes	Yes
Regulatory:	FCC (U.S.), IC (Canada)	FCC (U.S.), IC (Canada)
Network Operator Standards:	PTCRB (U.S., Canada)	PTCRB (U.S., Canada)
Network Operator Certifications:	AT&T, Verizon [†]	AT&T, Verizon, Bell (pending) [†]
Public Safety Network Certifications:	N/A	N/A
Private Cellular Network:	N/A	Yes, includes FCC Part 96 (CBRS Band 48)


[†] Cellular carriers and operators throughout the world may only require telecom industry certifications, like PTCRB or GCF, to operate on their network. Some carriers require additional testing and approval, beyond telecom certifications. A carrier listed in the approvals section means Cradlepoint completed additional testing and acquired technical approval for that given carrier. Any carrier not listed may not require additional testing or approval beyond telecom industry certifications to operate on their network.

Hardware

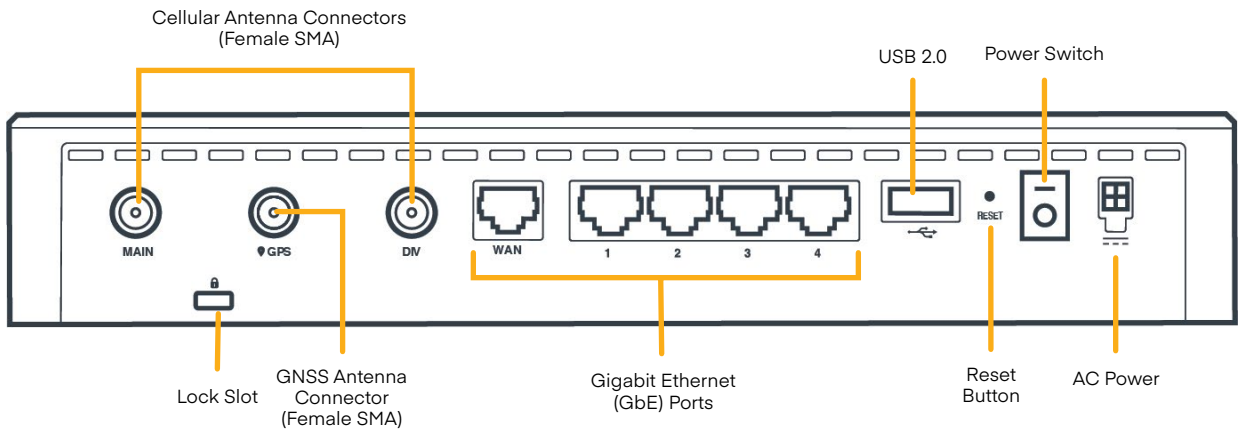
Physical Measurements



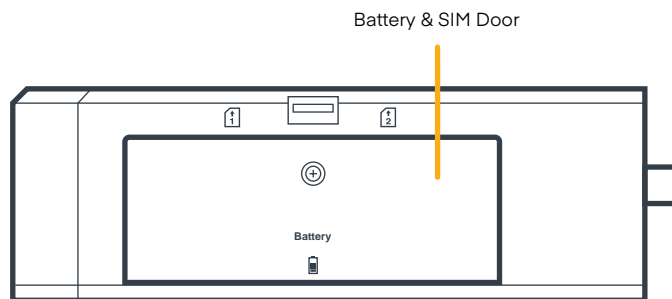
Front View



Back View



Side View



Correct SIM: Mini SIM — 2FF

Nano SIM (12.3 mm x 8.8 mm) 4FF

Micro SIM (15 mm x 12 mm) 3FF

Mini SIM (25 mm x 15 mm) 2FF

Ordering Guide

NetCloud SOHO Essentials + Advanced packages and plans contain all the features and capabilities required for remote or virtual workers. NetCloud Packages include 24x7 support (phone support: 24 hour weekdays with emergency response on weekends, web: 24x7, chat: 24x5) and a limited lifetime warranty.

See additional details of what is included in the NetCloud software: usatcorp.com/netcloud-soho

For more details on the E100 Series Routers, included with the NetCloud SOHO Packages, see below.

NetCloud Package & Plans

REGION	DESCRIPTION	PART NUMBER
North America: U.S & Canada	E100 CAT 4 Modem	
	NetCloud SOHO Branch Essentials Plan and E100 router with Wi-Fi (150 Mbps modem), North America	BH0y-0100C4D-NN
	NetCloud SOHO Branch Essentials Plan, Advanced Plan, and E100 router with Wi-Fi (150 Mbps modem), North America	BHAY-0100C4D-NN
	E100 CAT 7 Modem	
	NetCloud SOHO Branch Essentials Plan and E100 router with Wi-Fi (300 Mbps modem), North America	BH0y-0100C7C-GN
	NetCloud SOHO Branch Essentials Plan, Advanced Plan, and E100 router with Wi-Fi (300 Mbps modem), North America	BHAY-0100C7C-GN
All Regions:	NetCloud SOHO Branch Advanced Plan Upgrade	BH0y-NCADV
	Renewal NetCloud SOHO Branch Essentials Plan and Advanced Plan	BHAX-NCEA-R
	Renewal NetCloud SOHO Branch Essentials Plan	BH0x-NCESS-R
	Renewal NetCloud SOHO Branch Advanced Plan	BH0x-NCADV-R

*x = 1, 3, or 5 years
y = 3 or 5 years*

Accessories

INCLUDED	PART NUMBER
One of the following:	
— Power Supply, 12VDC, 2X2 1.5 meters (North America)	170716-000
— Power Supply, 12VDC, 2x2 1.5 meters (International)	170717-000
Cellular Antenna, Charcoal, 600 MHz - 6 GHz, SMA, 180 mm (Qty 2)	170801-000
Cable, Ethernet RJ45-to-RJ45, Black, 1.5 meters	170725-000
Kit, small accessories, E100	N/A
— SIM/battery door screws (Qty 2)	
— Rubber feet (Qty 4)	
OPTIONAL	PART NUMBER
Single Battery Pack for E100 Series Router	170848-000

Support & Warranty

The E100 Series Router is only sold as a component of NetCloud SOHO Packages.

- NetCloud Packages include support for the full subscription term.
- All Cradlepoint hardware products are covered by a limited lifetime warranty for as long as they have a subscription license to an active NetCloud Service Plan.

[Find the most up-to-date information at usatcorp.com/e100](https://usatcorp.com/e100)

For more information contact us:



USAT | Connect What's Critical
605 Eastowne Drive, Chapel Hill, NC 27514

Phone: (888) 550-8728
Email: info@usatcorp.com
Web: <https://usatcorp.com>