



Sierra Wireless AirLink® Antenna: High Gain Directional

AirLink® Antenna: High Gain Directional

Tested and certified to operate with AirLink routers and gateways, the High Gain Directional provides 2x2 MiMo signal boosting 2G, 3G and 4G LTE networks. Incorporating two separately fed wideband elements in a single housing, the High Gain Directional is equipped to provide client side MiMo and diversity support. With 6dBi of peak gain at 698-960MHz and 9dBi peak gain at 1710-2700MHz, this antenna provides extra gain for next generation networks.

The rugged, weather resistant housing is designed for wall mounting and comes with wall and mast mount brackets.

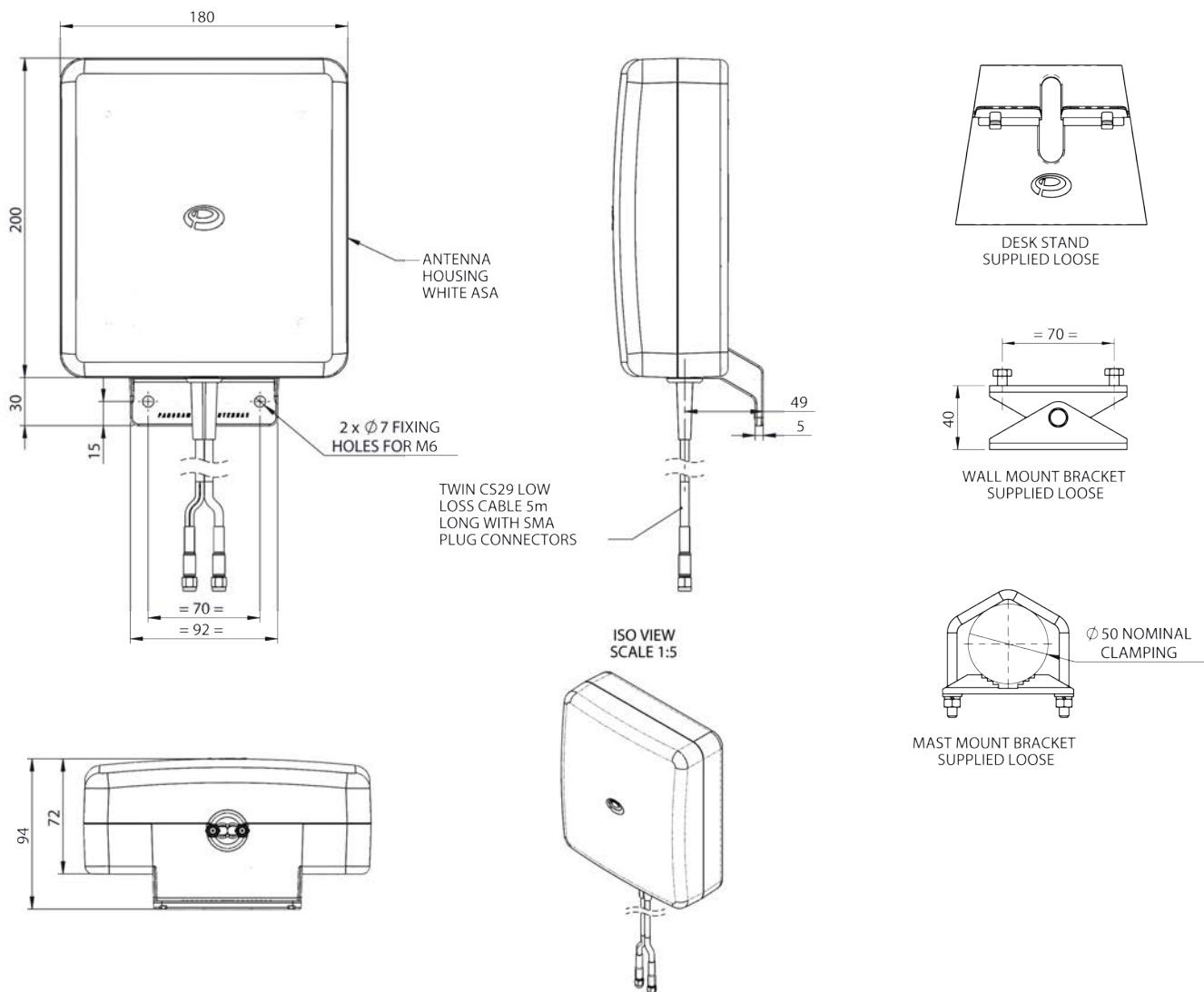
		Specification
PART NO.		6001126
ELECTRICAL DATA		
Frequency Range	Cellular	698-960 / 1710-2700MHz
Operational Band		2G / 3G / 4G LTE
Nominal Polarisation		+/- 45deg
Peak gain¹	Cellular	698-960MHz 6dBi
		1710-2170MHz 9dBi
		2396-2700MHz 6dBi
Efficiency - excluding cable loss		>65%
Correlation co-efficient		>0.05%
Pattern		Directional
Nominal Impedance		50Ω
Max Input Power		20W
MECHANICAL DATA		
Dimensions	Height	230mm (9")
	Length	180mm (7.1")
	Depth	94mm (3.7")
Operating Temp		-30° / +80° C (-40° / 176° F)
Material		U.V. stable, impact resistant ASA
Colour		RAL9010 (Pure White)
Weight		1276g

¹ Peak gain does not include cable loss

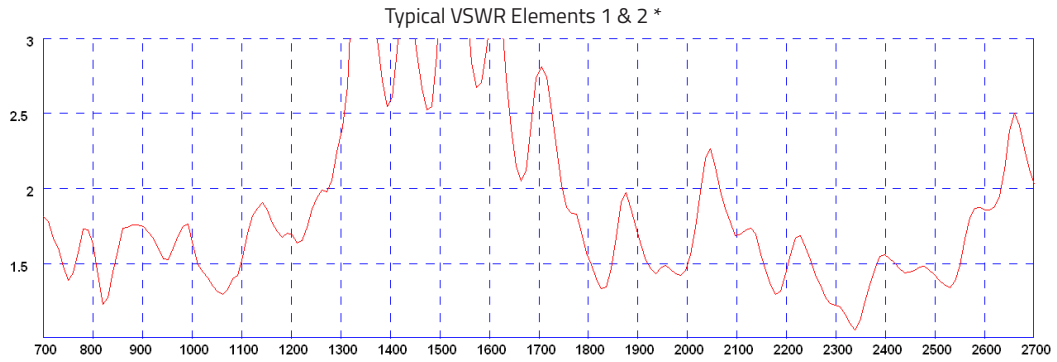
Specification

MOUNTING DATA		
Mounting Type	Wall mount / mast mount / desk mount	
Bracket Material	Stainless steel / Aluminium	
Pole Diameter	20-50mm (0.78 - 1.96")	
CABLE DATA		
Cell / LTE Cable	Cable Type	CS29 (double shielded RG58)
	Length	5m (16')
	Termination	SMA Plug

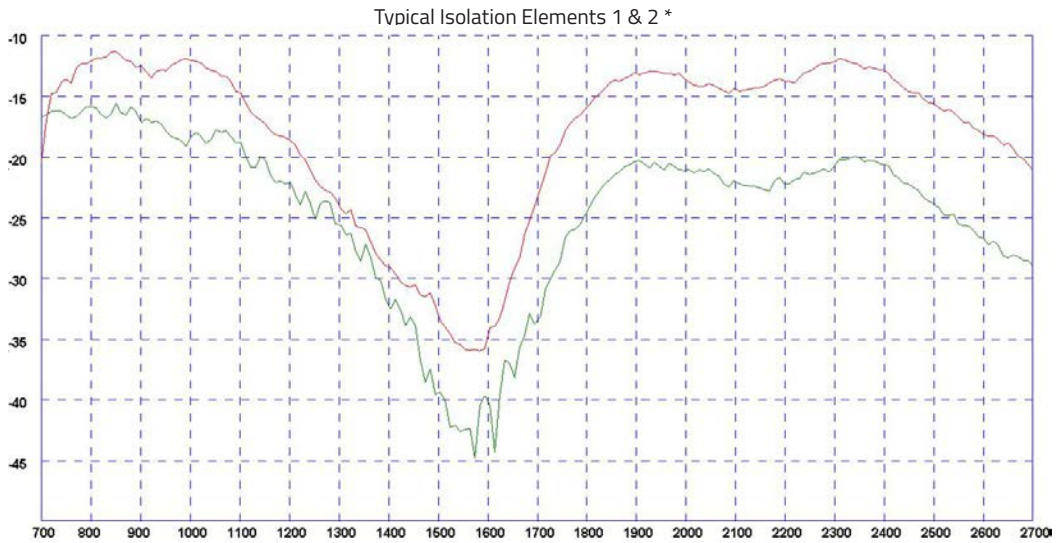
TECHNICAL DRAWING



VSWR



*VSWR measured with 0.5m (20") of CS29 cable.



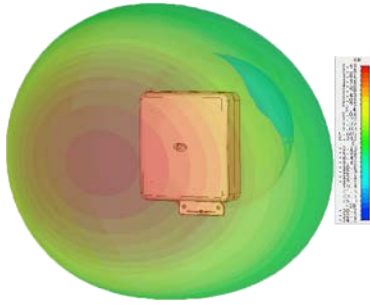
*Green Trace = typical isolation with 5m (17') of CS29 cable Red Trace = typical isolation without cable simulated in CST Microwave Studio



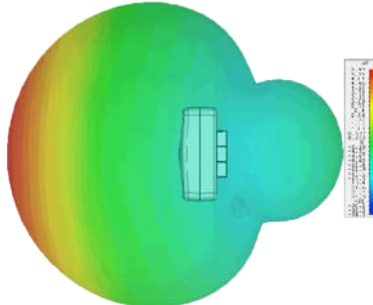
*Blue Trace = typical total efficiency with 5m (17') of CS29 cable Red Trace = typical total efficiency without cable simulated in CST Microwave Studio

ELECTRICAL DATA

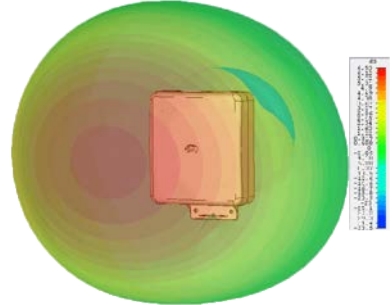
3D Gain Plot Side (725MHz)



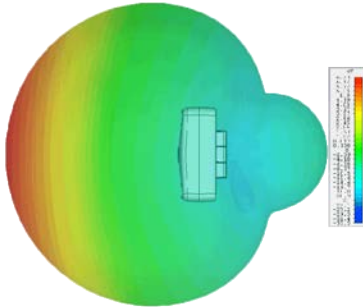
3D Gain Plot Top (725MHz)



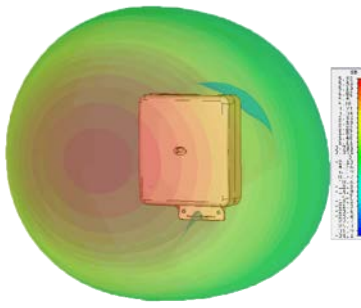
3D Gain Plot Side (825MHz)



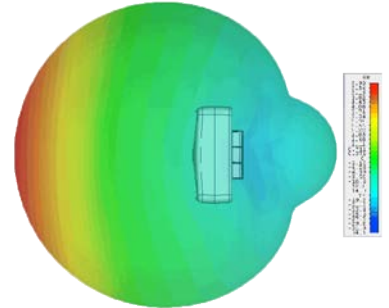
3D Gain Plot Top (825MHz)



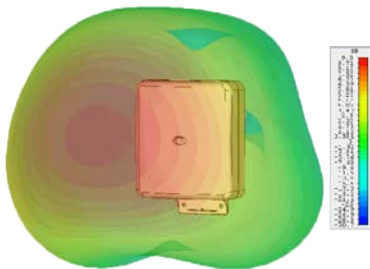
3D Gain Plot Side (925MHz)



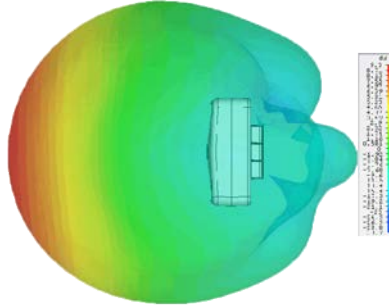
3D Gain Plot Top (925MHz)



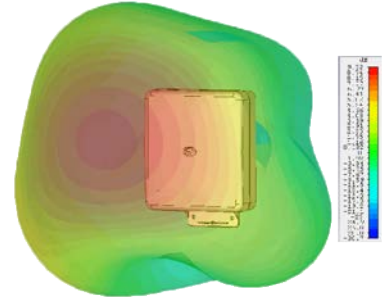
3D Gain Plot Side (1750MHz)



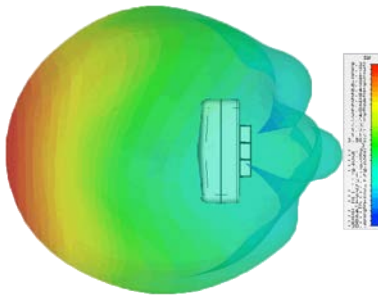
3D Gain Plot Top (1750MHz)



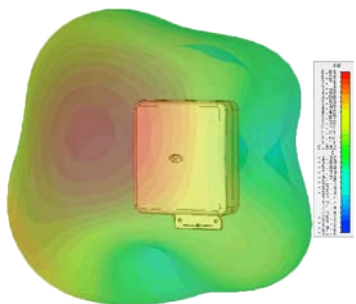
3D Gain Plot Side (1850MHz)



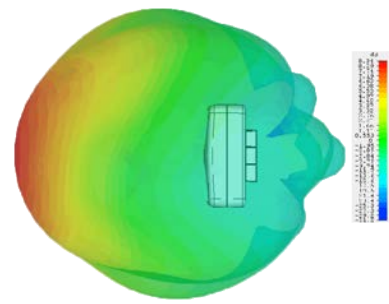
3D Gain Plot Top (1850MHz)



3D Gain Plot Side (1950MHz)

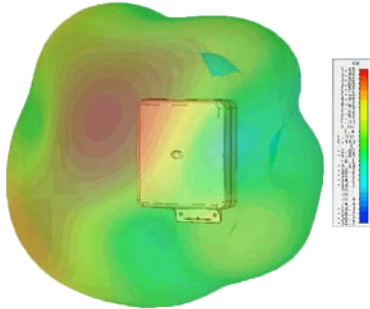


3D Gain Plot Top (1950MHz)

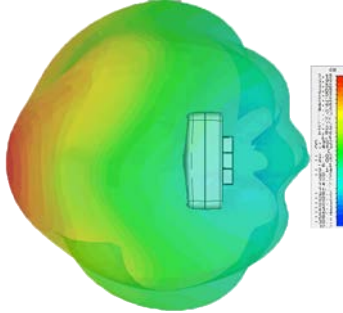


ELECTRICAL DATA

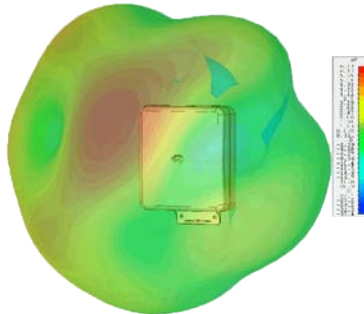
3D Gain Plot Side (2150MHz)



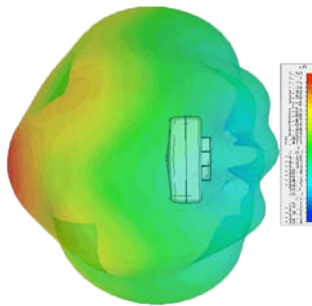
3D Gain Plot Top (2150MHz)



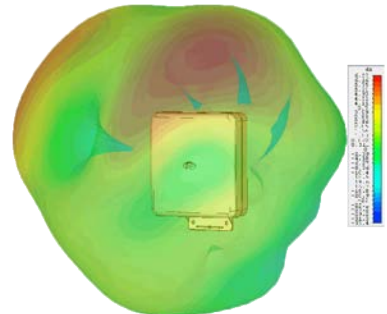
3D Gain Plot Side (2300MHz)



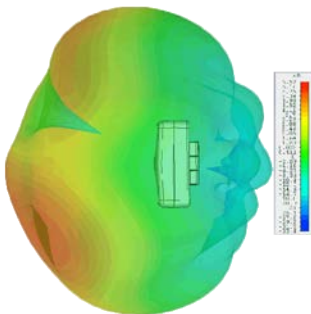
3D Gain Plot Top (2300MHz)



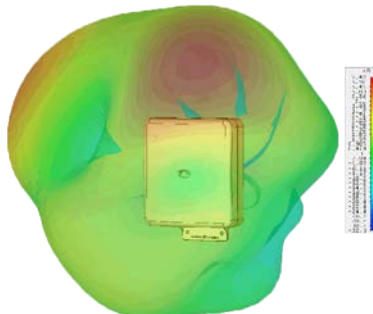
3D Gain Plot Side (2550MHz)



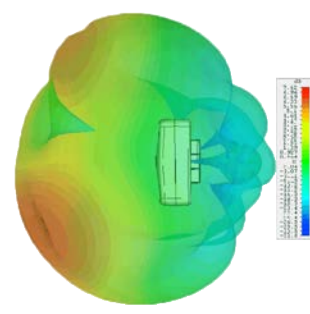
3D Gain Plot Top (2550MHz)



3D Gain Plot Side (2650MHz)



3D Gain Plot Top (2650MHz)



*3D Patterns show realised gain both elements fed modelled in CST Microwave Studio without additional

About Sierra Wireless

Sierra Wireless is building the Internet of Things with intelligent wireless solutions that empower organizations to innovate in the connected world. We offer the industry's most comprehensive portfolio of 2G, 3G, and 4G embedded modules and gateways, seamlessly integrated with our secure cloud and connectivity services. OEMs and enterprises worldwide trust our innovative solutions to get their connected products and services to market faster.

For more information, visit www.sierrawireless.com.